







# Market Infographic

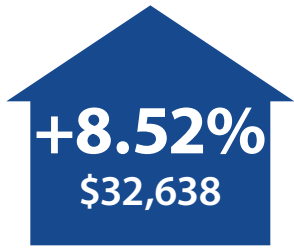
## City of Kingston residential sales Q3, 2019

### MLS® SALES ACTIVITY

	UNITS	AVERAGE PRICE
2019	1740	\$415,745
	UNITS	AVERAGE PRICE
2018	1649	\$383,107

### SALES & AVERAGE PRICE BY MAJOR HOME TYPE

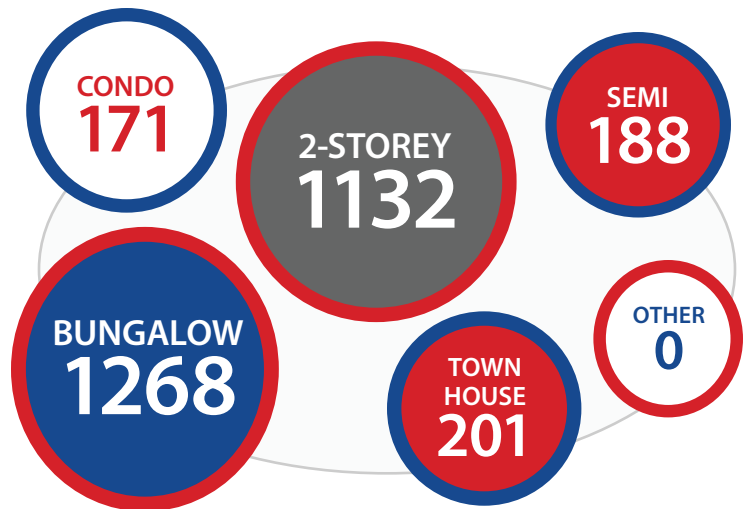
	DETACHED	SALES	AVERAGE PRICE
		1224	\$451,465
	SEMI	SALES	AVERAGE PRICE
		188	\$326,681
	TOWNHOUSE	SALES	AVERAGE PRICE
		201	\$345,637
	CONDO	SALES	AVERAGE PRICE
		171	\$307,873



Year Over Year  
Average  
Sale Price



Year Over Year  
Number  
of Sales



**Buying or Selling?**  
o: 613.546.4208

**RE/MAX RISE EXECUTIVES  
REAL ESTATE FOR AND ABOUT YOU**

Based on Kingston Area Real Estate Association MLS® Sales System data E. & O. E. January 1, 2019 to September 30, 2019.



**RE/MAX | RISE**  
EXECUTIVES, BROKERAGE - INDEPENDENTLY OWNED AND OPERATED

[www.remaxrise.com](http://www.remaxrise.com)